

29 200m Breaststroke Men Final

Official





















Qualified

Summary

1 Final 13 years

Official



heat Started at: 06:05 PM (-1 min)

Lane	Competitor	Age	Club	RT	FINA	Rank	Result
0	 Luke Houg...	13	 Liz v...	+0.47		9	2:59.05 Entry: 3:00.42 -1.37
	50m: 39.59		100m: 1:24.67 (45.08)				150m: 2:12.03 (47.36)
			200m: 2:59.05 (47.02)				
1	 Jacob Parker	13	 Aqua...	+0.48		5	2:50.97 Entry: 2:57.60 -6.63
	50m: 37.26		100m: 1:20.09 (42.83)				150m: 2:06.13 (46.04)
			200m: 2:50.97 (44.84)				
2	 Jaeci Yee	13	 Capit...			8	2:58.79 Entry: 2:53.67 +5.12
	50m: 38.85		100m: 1:23.69 (44.84)				150m: 2:10.87 (47.18)
			200m: 2:58.79 (47.92)				
3	 Max Steve...	13	 Mt M...	+0.49		3	2:48.32 Entry: 2:52.93 -4.61
	50m: 38.08		100m: 1:21.15 (43.07)				150m: 2:05.03 (43.88)
			200m: 2:48.32 (43.29)				
4	 Jaden Heer...	13	 St P...			2	2:44.97 Entry: 2:47.08 -2.11
	50m: 37.98		100m: 1:20.08 (42.10)				150m: 2:02.93 (42.85)
			200m: 2:44.97 (42.04)				
5	 Ari Narayan	13	 Hamil...			1	2:43.91 Entry: 2:47.19 -3.28
	50m: 38.02		100m: 1:19.81 (41.79)				150m: 2:02.66 (42.85)
			200m: 2:43.91 (41.25)				
6	 Harry Edwa...	13	 Tawa...	+0.49		4	2:50.68 Entry: 2:53.02 -2.34
	50m: 35.72		100m: 1:19.73 (44.01)				150m: 2:04.92 (45.19)
			200m: 2:50.68 (45.76)				
7	 Byron Ling	13	 Howi...			6	2:51.40 Entry: 2:55.55 -4.15
	50m: 39.23		100m: 1:23.65 (44.42)				150m: 2:08.22 (44.57)
			200m: 2:51.40 (43.18)				
8	 Jack Cleme...	13	 Whar...			7	2:57.42 Entry: 2:59.64 -2.22
	50m: 38.11		100m: 1:23.90 (45.79)				150m: 2:10.61 (46.71)
			200m: 2:57.42 (46.81)				
9	 Charlie Nor...	13	 Jasi ...			0	DSQ

2 Final 14 years

Official

heat Started at: 06:09 PM (-1 min)

Lane	Competitor	Age	Club	RT	FINA	Rank	Result
1	 Luke Johns...	14	 Alex...	+0.61		5	2:47.71 Entry: 2:58.32 -10.61

	50m: 37.45 150m: 2:04.85 (44.08)	100m: 1:20.77 (43.32) 200m: 2:47.71 (42.86)					
2	Jussi McKe... 50m: 36.33 150m: 2:02.78 (43.51)	14 Puke... +0.40 100m: 1:19.27 (42.94) 200m: 2:45.21 (42.43)			4	2:45.21 Entry: 2:55.53 -10.32	
3	Harrison C... 50m: 37.23 150m: 2:02.60 (43.06)	14 Vikin... +0.52 100m: 1:19.54 (42.31) 200m: 2:45.13 (42.53)			3	2:45.13 Entry: 2:47.14 -2.01	
4	Ollie Kennett 50m: 35.89 150m: 1:59.33 (42.57)	14 Levin... +0.60 100m: 1:16.76 (40.87) 200m: 2:42.00 (42.67)			2	2:42.00 Entry: 2:45.47 -3.47	
5	Caleb Mitc... 50m: 35.32 150m: 1:58.18 (42.19)	14 Unite... 100m: 1:15.99 (40.67) 200m: 2:39.70 (41.52)			1	2:39.70 Entry: 2:46.58 -6.88	
6	Mikelis Kar... 50m: 37.55 150m: 2:04.47 (44.73)	14 Nort... +0.52 100m: 1:19.74 (42.19) 200m: 2:50.50 (46.03)			6	2:50.50 Entry: 2:50.87 -0.37	
7	Thomas An... 50m: 39.34 150m: 2:11.63 (46.75)	14 Swim... 100m: 1:24.88 (45.54) 200m: 2:57.33 (45.70)			8	2:57.33 Entry: 2:57.50 -0.17	
8	Daniel Lewis 50m: 36.90 150m: 2:10.86 (48.10)	14 Tha... 100m: 1:22.76 (45.86) 200m: 2:56.59 (45.73)			7	2:56.59 Entry: 3:00.14 -3.55	

3 Final 15 years

Official

heat Started at: 06:14 PM (-1 min)

Lane	Competitor	Age	Club	RT	FINA	Rank	Result
0	Finn Bryant 50m: 38.46 150m: 2:05.78 (44.30)	15	Nels...			10	2:50.34 Entry: 2:48.04 +2.30
1	Sam McAli... 50m: 36.21 150m: 2:00.36 (43.00)	15	Nort... +0.59			6	2:42.30 Entry: 2:46.88 -4.58
2	Will Alford 50m: 37.90 150m: 1:59.72 (40.75)	15	Nels... +0.49			5	2:40.35 Entry: 2:44.40 -4.05
3	Lucas Perc... 50m: 35.87 150m: 1:55.22 (40.26)	15	Cent... +0.71			2	2:34.60 Entry: 2:42.98 -8.38
4	Ionatana B... 50m: 34.64 150m: 1:54.02 (40.38)	15	Mast... +0.66			1	2:34.40 Entry: 2:40.57 -6.17

50m: 36.22 100m: 1:17.03 (40.81)
150m: 1:59.06 (42.03) 200m: 2:40.96 (41.90)

8  Sam Moleta

50m: 36.31
150m: 2:01.14 (43.16)

17  Ice B...

100m: 1:17.98 (41.67)
200m: 2:44.18 (43.04)

8 **2:44.18**
Entry: 2:44.06 + 0.12

9  Mitchell Be...

50m: 37.30
150m: 2:05.12 (45.10)

17  Vikin... +0.53

100m: 1:20.02 (42.72)
200m: 2:50.73 (45.61)

10 **2:50.73**
Entry: 2:45.65 + 5.08